

**MONTHLY REPORT OF DISBURSEMENTS**  
For the month of July 2024


Department : State Universities and Colleges (SUCs)  
 Agency/Entity : Cagayan State University  
 Operating Unit : < not applicable >  
 Organization Code (UACS) : 08 022 0000000  
 Fund Cluster : 01 - Regular Agency Fund  
 (e.g. UACS Fund Cluster: 01-Regular Agency Fund, 02-Foreign Assisted Projects Fund, 03-Special Account-Locally Funded/Domestic Grants Fund, etc.)


Particulars	Current Year Budget					Prior Year's Budget											SUB-TOTAL	Trust Liabilities				Grand Total					Remarks			
	PS	MOOE	FinEx	CO	TOTAL	Prior Year's Accounts Payable					Current Year's Accounts Payable					TOTAL		PS	MOOE	CO	TOTAL	PS	MOOE	FinEx	CO	TOTAL				
						PS	MOOE	FinEx	CO	Sub-Total	PS	MOOE	FinEx	CO	Sub-Total													17=(11+16)	18=(6+17)	19
1	2	3	4	5	6=(2+3+4+5)	7	8	9	10	11=(7+8+9+10)	12	13	14	15	16=	17=(11+16)	18=(6+17)	19	20	21	22=(19+20+21)	23	24	25	26	27=(23+24+25+26)	28			
CASH DISBURSEMENTS	56,050,236.51	949,641.47	0.00	2,820,357.15	59,820,235.13	0.00	0.00	0.00	0.00	0.00	0.00	0.00	0.00	0.00	0.00	0.00	59,820,235.13	0.00	0.00	0.00	0.00	56,050,236.51	949,641.47	0.00	2,820,357.15	59,820,235.13				
Notice of Cash Allocation (NCA)	56,050,236.51	949,641.47	0.00	2,820,357.15	59,820,235.13	0.00	0.00	0.00	0.00	0.00	0.00	0.00	0.00	0.00	0.00	0.00	59,820,235.13	0.00	0.00	0.00	0.00	56,050,236.51	949,641.47	0.00	2,820,357.15	59,820,235.13				
MDS Checks Issued	152,278.45	0.00	0.00	0.00	152,278.45	0.00	0.00	0.00	0.00	0.00	0.00	0.00	0.00	0.00	0.00	0.00	152,278.45	0.00	0.00	0.00	0.00	152,278.45	0.00	0.00	0.00	152,278.45				
Advice to Debit Account	55,897,958.06	949,641.47	0.00	2,820,357.15	59,667,956.68	0.00	0.00	0.00	0.00	0.00	0.00	0.00	0.00	0.00	0.00	0.00	59,667,956.68	0.00	0.00	0.00	0.00	55,897,958.06	949,641.47	0.00	2,820,357.15	59,667,956.68				
Notice of Transfer Allocations (NTA)	0.00	0.00	0.00	0.00	0.00	0.00	0.00	0.00	0.00	0.00	0.00	0.00	0.00	0.00	0.00	0.00	0.00	0.00	0.00	0.00	0.00	0.00	0.00	0.00	0.00	0.00	0.00			
MDS Checks Issued	0.00	0.00	0.00	0.00	0.00	0.00	0.00	0.00	0.00	0.00	0.00	0.00	0.00	0.00	0.00	0.00	0.00	0.00	0.00	0.00	0.00	0.00	0.00	0.00	0.00	0.00	0.00	0.00		
Advice to Debit Account	0.00	0.00	0.00	0.00	0.00	0.00	0.00	0.00	0.00	0.00	0.00	0.00	0.00	0.00	0.00	0.00	0.00	0.00	0.00	0.00	0.00	0.00	0.00	0.00	0.00	0.00	0.00	0.00		
Working Fund for FAPs	0.00	0.00	0.00	0.00	0.00	0.00	0.00	0.00	0.00	0.00	0.00	0.00	0.00	0.00	0.00	0.00	0.00	0.00	0.00	0.00	0.00	0.00	0.00	0.00	0.00	0.00	0.00	0.00		
Cash Disbursement Ceiling (CDC)	0.00	0.00	0.00	0.00	0.00	0.00	0.00	0.00	0.00	0.00	0.00	0.00	0.00	0.00	0.00	0.00	0.00	0.00	0.00	0.00	0.00	0.00	0.00	0.00	0.00	0.00	0.00	0.00		
<b>TOTAL CASH DISBURSEMENTS</b>	56,050,236.51	949,641.47	0.00	2,820,357.15	59,820,235.13	0.00	0.00	0.00	0.00	0.00	0.00	0.00	0.00	0.00	0.00	0.00	59,820,235.13	0.00	0.00	0.00	0.00	56,050,236.51	949,641.47	0.00	2,820,357.15	59,820,235.13				
NON-CASH DISBURSEMENTS	4,665,441.51	447,451.90	0.00	0.00	5,112,893.41	0.00	0.00	0.00	0.00	0.00	0.00	0.00	0.00	0.00	0.00	0.00	5,112,893.41	0.00	0.00	0.00	0.00	4,665,441.51	447,451.90	0.00	0.00	5,112,893.41				
Tax Remittance Advices Issued (TRA)	4,665,441.51	447,451.90	0.00	0.00	5,112,893.41	0.00	0.00	0.00	0.00	0.00	0.00	0.00	0.00	0.00	0.00	0.00	5,112,893.41	0.00	0.00	0.00	0.00	4,665,441.51	447,451.90	0.00	0.00	5,112,893.41				
Non-Cash Availment Authority (NCAA)	0.00	0.00	0.00	0.00	0.00	0.00	0.00	0.00	0.00	0.00	0.00	0.00	0.00	0.00	0.00	0.00	0.00	0.00	0.00	0.00	0.00	0.00	0.00	0.00	0.00	0.00	0.00	0.00		
Disbursements effected through outright deductions from claims (please specify...)	0.00	0.00	0.00	0.00	0.00	0.00	0.00	0.00	0.00	0.00	0.00	0.00	0.00	0.00	0.00	0.00	0.00	0.00	0.00	0.00	0.00	0.00	0.00	0.00	0.00	0.00	0.00	0.00		
Overpayment of expenses(e.g. personnel benefits)	0.00	0.00	0.00	0.00	0.00	0.00	0.00	0.00	0.00	0.00	0.00	0.00	0.00	0.00	0.00	0.00	0.00	0.00	0.00	0.00	0.00	0.00	0.00	0.00	0.00	0.00	0.00	0.00	0.00	
Restitution for loss of government property	0.00	0.00	0.00	0.00	0.00	0.00	0.00	0.00	0.00	0.00	0.00	0.00	0.00	0.00	0.00	0.00	0.00	0.00	0.00	0.00	0.00	0.00	0.00	0.00	0.00	0.00	0.00	0.00	0.00	
Liquidated damages and similar claims	0.00	0.00	0.00	0.00	0.00	0.00	0.00	0.00	0.00	0.00	0.00	0.00	0.00	0.00	0.00	0.00	0.00	0.00	0.00	0.00	0.00	0.00	0.00	0.00	0.00	0.00	0.00	0.00	0.00	
Others(TEF, BTr-Documentary Stamp Tax, etc.)	0.00	0.00	0.00	0.00	0.00	0.00	0.00	0.00	0.00	0.00	0.00	0.00	0.00	0.00	0.00	0.00	0.00	0.00	0.00	0.00	0.00	0.00	0.00	0.00	0.00	0.00	0.00	0.00	0.00	
<b>TOTAL NON-CASH DISBURSEMENTS</b>	4,665,441.51	447,451.90	0.00	0.00	5,112,893.41	0.00	0.00	0.00	0.00	0.00	0.00	0.00	0.00	0.00	0.00	0.00	5,112,893.41	0.00	0.00	0.00	0.00	4,665,441.51	447,451.90	0.00	0.00	5,112,893.41				
<b>GRAND TOTAL</b>	60,715,678.02	1,397,093.37	0.00	2,820,357.15	64,933,128.54	0.00	0.00	0.00	0.00	0.00	0.00	0.00	0.00	0.00	0.00	0.00	64,933,128.54	0.00	0.00	0.00	0.00	60,715,678.02	1,397,093.37	0.00	2,820,357.15	64,933,128.54				


**SUMMARY**

Particulars	Previous Report	This Month	As at Date
(1)	(2)	(3)	(4)
Total Disbursement Authorities Received	700,640,970.63	86,513,953.41	787,154,924.04
NCA	665,757,763.00	81,401,060.00	747,158,823.00
NTA	0.00	0.00	0.00
Working Fund	0.00	0.00	0.00
TRA	34,883,207.63	5,112,893.41	39,996,101.04
CDC	0.00	0.00	0.00
NCAA	0.00	0.00	0.00
Less: Notice of Transfer of Allocations (NTA)* issued	0.00	0.00	0.00
Total Disbursement Authorities Available	700,640,970.63	86,513,953.41	787,154,924.04
Less:	0.00	0.00	0.00
Lapsed NCA	11,762.23	0.00	11,762.23
Disbursements	681,062,319.66	59,820,235.13	740,882,554.79
Less: Other Non-Cash Disbursements	0.00	0.00	0.00
Disbursements effected through outright deductions from claims	0.00	0.00	0.00
Overpayment of expenses(e.g. personnel benefits)	0.00	0.00	0.00
Restitution for loss of government property	0.00	0.00	0.00
Liquidated damages and similar claims	0.00	0.00	0.00
Others (e.g. TEF, BTr, Docs Stamp, etc.)	0.00	0.00	0.00
Add/Less: Adjustments (e.g. cancelled/staled checks)	0.00	0.00	0.00
Balance of Disbursement Authorities as at date	19,566,888.74	26,693,718.28	46,260,607.02
Total Disbursements Program	798,043,000.00	93,817,000.00	891,860,000.00
Less: *Actual Disbursements	665,746,000.77	59,820,235.13	725,566,235.90
(Over)/Under spending	132,296,999.23	33,996,764.87	166,293,764.10

Notes: \* The use of NTA is discouraged  
 Notes: \*\* Amounts should tally with the grand total disbursement (column 27).

Certified Accountant:  
  
 MONALIZA M. GUZMAN  
 University Accountant  
 Date:

Recommending Approval:  
  
 EMERITA P. GERON  
 Date: Chief AO, Finance

Approved By:  
  
 ARTHUR G. IBANEZ  
 OIC, Office of the University President  
 Date: